


Ministry of science and high education RF Ulyanovsk State University	Form	
F-Educational plan of the discipline		

APPROVED BY
by the decision of the Academic Council of the USU
Institute of Medicine, Ecology and Physical Culture



18.05.2022 Record No. 9/239
Chairman Midlenko V.I.
(Signature, Name)
«18» May 2022.

EDUCATIONAL PLAN

Discipline	"Combined trauma"
Faculty	Medical faculty of T.Z. Biktimirov
Name of department	Hospital surgery, anesthesiology, urology, traumatology and orthopedics
Course	6

Direction (specialty) 31.05.01 General medicine
the code of the direction (specialty), full name



Form of training: full-time


Date of introduction into the academic process at USU «01» September 2022

- Revised at the Department meeting, Record No. 10 of 17 « 05 » 2023
- Revised at the Department meeting, Record No. 10 of 16 « 25 » 2024
- Revised at the Department meeting, Record No. _____ of _____ « _____ » 20 _____
- Revised at the Department meeting, Record No. _____ of _____ « _____ » 20 _____
- Revised at the Department meeting, Record No. _____ of _____ « _____ » 20 _____
- Revised at the Department meeting, Record No. _____ of _____ « _____ » 20 _____

Information about the authors:

Initials	Abbreviation of the department	Degree, scientific rank
Shevalaev Gennady Alekseevich	Hospital surgery, anesthesiology, resuscitation, urology, traumatology and orthopedics	Candidate of Medical Sciences, Associate Professor

Agreed	Agreed
Head of department of hospital surgery, anesthesiology, resuscitation, urology, traumatology and orthopedics, developing discipline	Head of the graduating Department of Hospital Therapy
 / Midlenko V.I./ Signature Full name	 /Vize-Khripunova M.A./ Signature Full name
«18» May 2022	«18» May 2022

Ministry of science and high education RF Ulyanovsk State University	Form	
F-Educational plan of the discipline		

1. GOALS AND OBJECTIVES OF MASTERING THE DISCIPLINE

Objectives of the discipline: the main purpose of teaching the discipline "Combined trauma", is to teach students the modern provisions of the theoretical and practical sections of combined trauma. To get knowledge on etiology, pathogenesis, diagnosis, clinical picture of combined injuries, methods of treatment.

Tasks of mastering the discipline:

1. Assimilate students to all the issues of the program of combined trauma, relying on the knowledge obtained in other departments.
2. Development of clinical thinking of students, improvement of methods of differential diagnosis.
3. Teaching students the issues of organization of traumatological care for combined injuries in the Russian Federation.
4. The students' mastery of the basic principles of diagnosis and methods of
4. Teaching students the basic principles of diagnostics and methods of treatment of patients with concomitant injuries.


2. THE PLACE OF DISCIPLINE IN THE STRUCTURE OF THE OPOP:

The discipline "Combined trauma" refers to the basic part of the professional cycle of OPOP in the specialty "31.05.01 General medicine".

The development of the discipline is based on knowledge, skills and abilities formed by previous disciplines and practices: Bioethics; Biology; Anatomy; Histology, Embryology, Cytology; Biochemistry; Psychology and Pedagogy; Philosophy; Disaster Medicine; Normal Physiology; Microbiology, Virology; Propaedeutics of Internal Medicine; History; General Surgery; Pharmacology; Pathological Anatomy; Pathophysiology, Clinical Pathophysiology; Hygiene; Topographical Anatomy and Operative Surgery; Public Health and Health Care; Dentistry; Dermatovenereology; neurology, medical genetics, neurosurgery; history of medicine; otorhinolaryngology; pediatrics; faculty surgery; obstetrics and gynecology; faculty therapy; ophthalmology; professional diseases; psychiatry, medical psychology; endocrinology; hospital therapy; Russian language; infectious diseases; traumatology and orthopedics; polyclinic therapy; hospital surgery, pediatric surgery; anesthesiology, intensive care; phthisiology; epidemiology; Clinical pharmacology; Forensic medicine; Oncology, radiotherapy; Physics, Mathematics; Radiological diagnostics; Life safety; Neuroanatomy; Clinical Psychology; Embryonic development of body tissues; Visceral physiology; Russian language and culture of speech; Information science; Physical training and sport; Latin language; Chemistry; Immunology; Psychology and pedagogy of medical activity; Medical rehabilitation; Urology and andrology; Topical problems of hospital surgery; topical issues of gynecology; topical issues of internal diseases; modern aspects of oncology; scientific style of speech; extreme medicine; basics of rational nutrition; diagnosis and treatment of extrapulmonary tuberculosis; surgical gastroenterology and endoscopy; palliative medicine; diabetology and emergency endocrinology; topical issues of andrology; organization of drug supply of population; pathophysiology of extreme conditions.

3. LIST OF EXPECTED RESULTS OF INSTRUCTION ON THE SUBJECT (UNIT), CORELATED WITH PLANNED RESULTS OF COMPLETING THE PROGRAM

Code and name of the implemented competence	The list of planned learning outcomes in the discipline (module), correlated with indicators of achievement of competencies
<p>UC – 1 Able to carry out a critical analysis of problem situations based on a systematic approach, develop an action strategy</p>	<p>Know: The methodology of the systematic approach in analyzing and solving problem situations;</p> <p>To be able to: Analyze different problematic situations systematically and develop a strategy of actions to solve them</p> <p>Own: The methods and ways of systematic analysis and solution of problematic situations</p>
<p>PC – 2 Readiness to collect and analyze patient complaints, data from his anamnesis, examination results, laboratory, instrumental, pathological and anatomical and other studies in order to recognize a condition or establish the presence or absence of a disease</p>	<p>To know: diagnostic methods, diagnostic capabilities of methods of direct examination of a patient of a therapeutic, surgical and obstetric-gynecological profile; modern methods of clinical, laboratory, instrumental examination of patients (including endoscopic, radiological methods, ultrasound.</p> <p>Be able to: determine the patient's status: collect anamnesis, interview the patient and / or his relatives, conduct a physical examination of the patient (examination, palpation, auscultation); to conduct a primary examination of systems and organs: respiratory, cardiovascular, blood and hematopoietic organs, digestive, endocrine and urinary; outline the volume of additional studies in accordance with the prognosis of the disease, to clarify the diagnosis and obtain a reliable result.</p> <p>Own: methods of general clinical objective examination (questioning, examination, palpation, percussio) with diseases of internal organs; interpretation of the results of laboratory, instrumental diagnostic methods for pathology of internal organs, musculoskeletal system.</p>

Ministry of science and high education RF Ulyanovsk State University	Form	
F-Educational plan of the discipline		


4. VOLUME OF THE SUBJECT

4.1. Discipline volume in credit units (total): 2

4.2. Discipline volume by type of academic work (in hours): 72/72*

Type of educationalwork	Количество часов (форма обучения очная)	
	Totalaccordingtoplan	Incl. bysemester
		B - C semesters
1	2	3
Contact work of students with the teacher in accordance with the UP	54	54/54*
Auditorylessons:	54	54/54*
A projection		
Seminars and workshops	54	54/54*
laboratoryworks, workshops	Notprovided	Notprovided
Independentwork	18	18/18*
Form of current control of knowledge and Controlindependent work: testing, counter. work, colloquium, abstract, etc. (at least 2 types)	Current tests and tasks, abstracts.	Current tests and tasks abstracts.
Coursework	Notprovided	Notprovided
Types of interim assessment (exam)	test	test
Total hours by discipline	72	72/72*


* If it is necessary to use partially / exclusively distance learning technologies in the educational process, the table, through a slash, indicates the number of hours of teaching staff with students to conduct classes in a remote format using e-learning.

Ministry of science and high education RF Ulyanovsk State University	Form	
F-Educational plan of the discipline		

4.3. Content of the discipline (module.) Distribution of hours by topics and types of academic work:

Form of study: full-time

Title of sections and topics	Total	Types of training sessions					Knowledge current control form
		Auditory lessons			Borrowth in inter - assets noah form	Independent work	
		Lectures	Practice. s any a ti I, seminars	Laboratory works, workshops			
1	2	3	4	5	6	7	8
Topic 1. Features of damage in case of combined injury. Methods of diagnosis, treatment for combined trauma	12		8			4	Control questions, tests, tasks, abstract
Topic 2. Combined traumatic brain injury	10		7		1	2	Control questions, tests, tasks, abstract
Topic 3. Combined thoracic injuries	10		8			2	Control questions, tests, tasks, abstract
Topic 4. Combined injuries of the abdomen and retroperitoneal space	12		8		2	2	Control questions, tests, tasks, abstract
Topic 5. Fractures of the pelvis and spine, limbs	14		8		2	4	Control questions, tests, tasks, abstract
Topic 6 Combined damage	14		9		1	4	Control questions, tests, tasks, abstract
Interim certification							Test
Total	72		48		6	18	

Ministry of science and high education RF Ulyanovsk State University	Form	
F-Educational plan of the discipline		

5. CONTENT OF THE DISCIPLINE (MODULE)

Topic 1. Features of damage in case of combined injury. Methods of diagnosis, treatment for combined trauma

Features of collecting information in case of combined trauma of a child and a teenager. Features of the child's body. Terminology of combined trauma, classification. Etiological factors. Principles of providing prehospital care for combined trauma. Routing of patients with combined trauma. Specialized trauma centers of I, II, III level. Diagnostic methods for combined trauma. Methods of treatment for multiple and combined injuries. Traumatic illness. Principles of rehabilitation of victims. Medical and social aspects of the problem.

Topic 2. Combined traumatic brain injury

The main causes, clinical characteristics, diagnosis of traumatic brain injury. Closed and open craniocerebral injuries. Features of traumatic brain injury in children and adolescents with combined trauma. Issues of medical care. Principles of providing prehospital care for combined trauma. Early and late complications of traumatic brain injury.

Topic 3. Combined thoracic injuries

Mechanisms of lung damage. Closed and open lung injuries, clinic, diagnosis and principles of conservative and surgical treatment. Hemothorax, pneumothorax, emphysema. Clinic, diagnosis, treatment. Damage to the rib cage. Mechanisms of respiration. Complications of thoracic injury. Closed heart injuries. Causes, clinic, diagnosis, treatment. Heart injuries, cardiac tamponade, hemopericardium. Clinic, diagnostic features. Methods of treatment. The importance of the pre-hospital stage of medical care.

Topic 4. Combined injuries of the abdomen and retroperitoneal space


Damage to the abdominal organs. Damage to the spleen. Types of ruptures of the spleen, clinical picture, diagnosis, treatment. General issues of liver damage. Classification of liver damage, clinical picture, diagnosis and treatment. Complications of damage to parenchymal organs. Mechanisms of damage to the stomach and intestines. Clinical picture, diagnosis and treatment. Damage to the small and large intestines. Clinical picture, diagnosis and treatment. Complications.

The mechanism of damage to the genitourinary system. Kidney damage. Classification of kidney injuries. Clinical picture, diagnosis and treatment. Damage to the bladder. Classification. Clinical picture, diagnosis and treatment. The most common complications of injury to the genitourinary system.

Topic 5. Fractures of the pelvis and spine, limbs

General issues of combined pelvic injury. Anatomical and physiological features of the children's pelvis. Classification of pelvic fractures. Clinical picture, diagnosis. Tactics of treatment of pelvic injuries depending on the nature of the injury and the age of the child. The concept of long-standing pelvic injury. Features of surgical treatment.

Characteristics of the problem of combined spinal injuries. Anatomical and physiological

Ministry of science and high education RF Ulyanovsk State University	Form	
F-Educational plan of the discipline		

features. Classification of spinal fractures. Clinical picture, diagnosis. Characteristics of uncomplicated and complicated spinal injuries. Treatment tactics depending on the nature of the injury and the age of the child. Conservative events. Surgical treatment. Complications of spinal fracture. Rehabilitation measures.

General issues of the problem of combined injuries of the extremities. Fractures of the femur. Mechanisms of injury. Classification. Clinical picture, diagnosis. Conservative treatment, methods. Surgical treatment. Types of osteosynthesis in children's practice. Fractures of the tibia. Classification. Clinical picture, diagnosis. Conservative treatment. Types of osteosynthesis. Fractures of both bones of the lower leg. Possible complications. Methods of treatment. Fractures of the bones forming the knee joint. Fractures of the humerus. Mechanisms of injury. Classification. Clinical picture, diagnosis and treatment. The most optimal variant of osteosynthesis in children's practice. Fractures of the forearm bones. Clinical picture, diagnosis and treatment.

Topic 6. Combined damages

The main types of combined damages. Radiation combined damage. Thermal and radiation damage. Mechanical damage and radiation damage. Open injuries and thermal burns in combination with contamination with radioactive substances (RV). Principles and methods of treatment of combined injuries. Tactics in case of mass defeats of war and peacetime.

6. TOPICS OF PRACTICAL AND SEMINAR CLASSES

Lesson plan:


1. Introductory word of the teacher - 30 min
2. Survey of students on the topic - 60 min
3. Curation of patients - 30 min
4. Analysis of patients in the clinic - 60 min
5. Independent work of students - 60 min
6. Teacher's resume, answers to questions and assignments for the next lesson – 30 min

Topic 1. Features of damage in case of combined injury. Methods of diagnosis, treatment for combined trauma

The form of the event is a practical lesson

Questions about the topic of the lesson:

1. Features of collecting information in case of combined trauma of a child and a teenager.
2. Features of the child's body.
3. Terminology of combined trauma, classification.
4. Etiological factors.
5. Principles of providing prehospital care for combined trauma.
6. Routing of patients with combined trauma.
7. Specialized trauma centers of I, II, III level.

Ministry of science and high education RF Ulyanovsk State University	Form	
F-Educational plan of the discipline		

8. Diagnostic methods for combined trauma.
9. Methods of treatment for multiple injuries.
10. Traumatic illness.
11. Principles of rehabilitation of victims.
12. Medical and social issues.

Questions on the topic of classes for independent work:

1. Organization of trauma care
2. Legal aspects of occupational injuries. The specifics of the paperwork.
3. Legal aspects of criminal injuries. The specifics of the paperwork.
4. Child injury

Form of control: questions, test control, situational tasks.

Topic 2. Combined traumatic brain injury

The form of the event is a practical lesson

Questions about the topic of the lesson:

1. The main causes of combined traumatic brain injury
2. Clinical characteristics of combined traumatic brain injury
3. Diagnosis of traumatic brain injury in children and adolescents with combined trauma.
4. Issues of medical care

Questions on the topic of classes for independent work:

1. Objective status of children and adolescents with combined traumatic brain injury
2. First aid for traumatic brain injury
3. Types of surgical treatment for traumatic brain injury
4. Prevention and correction of complications of traumatic brain injury


Form of control: questions, test control, situational tasks.

Topic 3. Combined thoracic injuries

The form of the event is a practical lesson

Questions about the topic of the lesson:

1. Mechanisms of lung damage.
2. Closed and open lung injuries, clinic, diagnosis and principles of conservative and surgical treatment.
3. Hemothorax, pneumothorax, emphysema.
4. Clinic, diagnosis, treatment.
5. Damage to the rib frame. Mechanisms of respiration.

Ministry of science and high education RF Ulyanovsk State University	Form	
F-Educational plan of the discipline		

6. Complications of thoracic injury.
7. Closed heart injuries. Causes, clinic, diagnosis, treatment.
8. Wounds of the heart, tamponade of the heart, hemopericardium. Clinic, diagnostic features. Methods of treatment.
9. The importance of the pre-hospital stage of medical care.

Questions on the topic of classes for independent work:

1. Objective status in case of chest injury
2. Objective status of penetrating wound into the thoracic cavity with organ damage
3. Transportation, first aid for thoracic injury
4. Diagnosis and relief of internal bleeding
5. Instrumental methods of investigation of patients with lung and heart injury
6. Surgical treatment for thoracic injury

Form of control: questions, test control, situational tasks.

Topic 4. Combined injuries of the abdomen and retroperitoneal space


The form of the event is a practical lesson

Questions about the topic of the lesson:

1. Damage to the abdominal organs.
2. Damage to the spleen.
3. Types of ruptures of the spleen, clinical picture, diagnosis, treatment.
4. General issues of liver damage.
5. Classification of liver damage, clinical picture, diagnosis and treatment.
6. Complications of damage to parenchymal organs.
7. Mechanisms of damage to the stomach and intestines.
8. Clinical picture, diagnosis and treatment.
9. Damage to the small and large intestines.
10. Clinical picture, diagnosis and treatment. Complications.
11. The mechanism of damage to the genitourinary system.
12. Kidney damage.
13. Classification of kidney injuries.
14. Clinical picture, diagnosis and treatment.
15. Damage to the bladder. Classification. Clinical picture, diagnosis and treatment.
16. The most common complications of injury to the genitourinary system.

Questions on the topic of classes for independent work:

1. Objective status in case of blunt abdominal trauma
2. Objective status of penetrating wound into the abdominal cavity with damage to the hollow organ
3. Transportation, first aid.
4. Diagnosis and relief of internal bleeding
5. Instrumental methods of investigation of patients with trauma of the hollow abdominal organs
6. Prevention and treatment of peritonitis

Ministry of science and high education RF Ulyanovsk State University	Form	
F-Educational plan of the discipline		

7. Surgical treatment for damage to the stomach and intestines

Form of control: questions, test control, situational tasks.


Topic 5. Fractures of the pelvis and spine, limbs

The form of the event is a practical lesson

Questions about the topic of the lesson:

1. General issues of pelvic injury.
2. Anatomical and physiological features of the children's pelvis.
3. Classification of pelvic fractures.
4. Clinical picture, diagnosis.
5. Tactics of treatment of pelvic injuries depending on the nature of the injury and the age of the child.
6. The concept of long-standing pelvic injury.
7. Features of surgical treatment.
8. Characteristics of the problem of combined spinal injury.
9. Anatomical and physiological features of the spine in children and adolescents.
10. Classification of spinal fractures.
11. Clinical picture of spinal fractures. Методы диагностики при травме позвоночника у детей и подростков.
12. Uncomplicated spinal injuries.
13. Complicated spinal injuries.
14. Treatment tactics depending on the nature of the injury and the age of the child.
15. Conservative methods of treatment of combined compression fractures of vertebral bodies.
16. Surgical treatment of spinal fractures in childhood and adolescence.
17. Complications of spinal fracture.
18. Rehabilitation measures.
19. General issues of the problem.
20. Fractures of the femur. Mechanisms of injury. Classification.
21. Clinical picture, diagnosis.
22. Conservative treatment, methods. Surgical treatment.
23. Types of osteosynthesis in children's practice.
24. Fractures of the tibia. Classification.
25. Clinical picture, diagnosis.
26. Conservative treatment. Виды остеосинтеза.
27. Fractures of both bones of the lower leg.
28. Possible complications. Methods of treatment.
29. Fractures of the bones forming the knee joint.
30. Fractures of the humerus. Mechanisms of injury. Classification.
31. Clinical picture, diagnosis and treatment.
32. The most optimal variant of osteosynthesis in children's practice.
33. Fractures of the forearm bones. Clinical picture, diagnosis and treatment.

Questions on the topic of classes for independent work:

Ministry of science and high education RF Ulyanovsk State University	Form	
F-Educational plan of the discipline		

1. Methods of anesthesia for fractures of the bones of the pelvis, spine and extremities
2. Features of treatment of patients with uncomplicated fractures in outpatient settings.
3. Conservative methods of fracture treatment
4. Types of operations on bones. Basic principles of osteosynthesis
5. Extra- and intramedullary osteosynthesis. Types of metal structures and operational techniques.
6. Compression-distraction and extra-focal osteosynthesis
7. The volume of anti-shock measures in case of pelvic bone fracture at the stages of medical care.

Form of control: questions, test control, situational tasks.

Topic 6. Combined damages

The form of the event is a practical lesson

Questions about the topic of the lesson:

1. Principles of first aid and transportation of patients with catatrauma
2. Principles of first aid, evacuation and transportation of victims in an accident
3. Principles of first aid, evacuation and transportation of victims during the collapse of buildings.
4. Thermal lesions. Burn disease. Pathogenesis, clinic. Provision of medical care
5. Gunshot injury. Fundamentals of wound ballistics, morphology and features of a gunshot wound. Surgical treatment of wounds
6. Modern view on the pathogenesis, diagnosis and stage-by-stage treatment of long-term compression syndrome


Form of control: questions, test control, situational tasks.

7. LABORATORY WORK, WORKSHOPS

This type of work is not provided

8. SUBJECT OF ABSTRACTS

1. Principles of providing prehospital care for combined trauma.
2. Methods of treatment for multiple injuries.
3. Traumatic illness.
4. Principles of rehabilitation of victims.
5. Clinical characteristics of traumatic brain injury in children and adolescents with combined trauma.
6. Mechanisms of lung damage.
7. Hemothorax, clinic, diagnostics.
8. Damage to the rib frame. Mechanisms of respiration.
9. Complications of thoracic injury.
10. Closed heart injuries.
11. Heart injuries, Clinic, diagnostic features. Methods of treatment.

Ministry of science and high education RF Ulyanovsk State University	Form	
F-Educational plan of the discipline		


12. Damage to the spleen.
13. Liver damage.
14. Kidney damage.
15. General issues of pelvic injury.
16. Classification of pelvic fractures.
17. Tactics of treatment of pelvic injuries in childhood
18. Uncomplicated spinal injuries.
19. Complicated spinal injuries.
20. Fractures of the femur.
21. Types of osteosynthesis in children's practice.
22. Fractures of the tibia.
23. Fractures of the bones forming the knee joint.
24. Fractures of the humerus.

Design of the abstract

The text of the abstract should be typed in 1.5 intervals, 14 size, TimesNewRoman font, on one side of standard A4 sheets of white paper, all margins – 2.5 cm, paragraph indentation (red line) – 1.27. The volume of the abstract, taking into account tables, illustrations, references, 20-25 pages. The language is Russian.

9. QUESTIONS FOR THE TEST

1. Features of collecting information in case of combined trauma in adults.
2. Features of collecting information in case of combined trauma of a child and a teenager.
3. Principles of providing prehospital care for combined trauma.
4. Specialized trauma centers of I, II, III level.
5. Methods of instrumental diagnostics for combined trauma
6. Traumatic disease.
7. Clinical characteristics of combined traumatic brain injury
8. Diagnosis of combined traumatic brain injury in children and adolescents
9. Combined thoracic injury, principles of prehospital care
10. Closed lung injuries, clinic, diagnosis and principles of conservative and surgical treatment.
11. Open lung injuries, clinic, diagnosis and principles of surgical treatment.
12. Hemothorax, clinic, diagnosis and principles of treatment.
13. Pneumothorax clinic, diagnosis and principles of treatment.
14. Damage to the rib frame. Mechanisms of respiration.
15. Wounds of the heart, hemipericardium. Clinic, diagnostics. Methods of treatment.
16. Types of ruptures of the spleen, clinical picture, diagnosis, treatment.
17. Classification of liver damage, clinical picture, diagnosis and treatment.
18. Complications of damage to parenchymal organs.
19. Mechanisms of damage to the stomach and intestines.
20. Damage to the small and large intestines.
21. The mechanism of damage to the genitourinary system.
22. Damage to the bladder. Classification. Clinical picture, diagnosis and treatment.
23. The most common complications of injury to the genitourinary system.
24. General issues of pelvic injury.


Ministry of science and high education RF Ulyanovsk State University	Form	
F-Educational plan of the discipline		

25. Tactics of treatment of pelvic injuries in childhood
26. Characteristics of the problem of combined spinal injury.
27. Conservative methods of treatment of combined compression fractures of vertebral bodies.
28. Complications of spinal fracture.
29. Fractures of the femur. Mechanisms of injury. Classification.
30. Fractures of the tibia. Classification. Conservative treatment, methods. Surgical treatment.
31. Fractures of both bones of the lower leg. Possible complications. Methods of treatment.
32. Multiple fractures of the bones forming the knee joint
33. Fractures of the humerus. Mechanisms of injury. Classification.
34. Multiple fractures of the forearm bones. Clinical picture, diagnosis and treatment.

10. SELF-STUDY WORK OF STUDENTS

Form of study: full-time

Title of sections and topics	Type of independent work (<i>study of educational material, problem solving, essay, report, test work, preparation for passing the test, exam, etc.</i>)	Volume in hours	form of control (<i>checking the solution of problems, abstract, etc.</i>)
Topic 1. Features of damage in case of combined injury. Methods of diagnosis, treatment for combined trauma	study of educational material, problem solving, report	4	checking tests, tasks, and report
Topic 2. Combined traumatic brain injury	study of educational material, problem solving, report	2	checking tests, tasks, and report
Topic 3. Combined thoracic injuries.	study of educational material, problem solving, report	2	checking tests, tasks, and report
Topic 4. Combined injuries of the abdomen and retroperitoneal space	study of educational material, problem solving, report	2	checking tests, tasks, and report
Topic 5. Fractures of the pelvis and spine, limbs	study of educational material, problem solving, report	4	checking tests, tasks, and report
Topic 6 Combined damage	study of educational material, problem solving, report	4	checking tests, tasks, and report

Ministry of science and high education RF Ulyanovsk State University	Form	
F-Educational plan of the discipline		

11. EDUCATIONAL-METHODICAL SUPPORT OF THE DISCIPLINE

Сочетанная травма

a) List of recommended literature

Main literature:

1. Гостищев, В. К. General surgery / The manual. - М. : GEOTAR-Media, 2020. - 220 p. - 220 с. - ISBN 978-5-9704-5439-8. - Текст : электронный // ЭБС "Консультант студента" : [сайт]. - URL : <https://www.studentlibrary.ru/book/ISBN9785970454398.html>

2. Meir T. Marmor. Decision Making in Orthopaedic Trauma Edition: First edition. New York : Thieme. 2017. eBook.
<https://search.ebscohost.com/login.aspx?direct=true&db=e600xww&AN=1704040&site=ehost-live&scope=site>

Additional literature:

1. Лашковский В. В. Traumatology and orthopedics = Травматология и ортопедия : сборник тестов для студентов факультета иностранных учащихся с английским языком обучения (специальность 1-79 01 01 «Лечебное дело») : Tests for students of faculty for international students with English language of study (speciality 1-79 01 01 «General Medicine») / В. В. Лашковский, А. Г. Мармыш, Г. А. Кошман. - Гродно : ГрГМУ, 2019. - 61 с. - ISBN 9789855950852. - Текст : электронный // ЭБС "Букар" : [сайт]. - URL : <https://www.books-up.ru/ru/book/traumatology-and-orthopedics-12069221/>

2. Fridun Kerschbaumer; Kuno Weise; Carl Joachim Wirth. Operative Approaches in Orthopedic Surgery and Traumatology Edition: 2nd edition. Stuttgart : Thieme. 2015. eBook.
<https://search.ebscohost.com/login.aspx?direct=true&db=e600xww&AN=975416&lang=de&site=ehost-live&scope=site>


Educational and methodical

1. Shevalaev G. A.

Methodological guidelines for the organization of independent work of residents on the discipline "Combined trauma" specialty «31.05.01 General medicine» / G. A. Shevalaev; Ulyanovsk State University. - Ulyanovsk : UISU, 2022. - 12 p. - Неопубликованный ресурс; На англ. яз. - URL: <http://lib.ulsu.ru/MegaPro/Download/MObject/12816> . - Режим доступа: ЭБС УлГУ. - Текст : электронный.

Main Librarian *Смирновская, Ольга* *2022*

The position of the worker scientific library Full name signature data

Ministry of science and high education RF Ulyanovsk State University	Form	
F-Educational plan of the discipline		

b) Software:

SPS Consultant Plus
NEB RF
IPRBooks
AIBS "MegaPro"
OC Microsoft Windows

c) Professed data base, directory and search systems:

1. Электронно-библиотечные системы:

1.1. Цифровой образовательный ресурс IPRsmart : электронно-библиотечная система : сайт / ООО Компания «Ай Пи Ар Медиа». - Саратов, [2022]. – URL: <http://www.iprbookshop.ru>. – Режим доступа: для зарегистрир. пользователей. - Текст : электронный.

1.2. Образовательная платформа ЮРАЙТ : образовательный ресурс, электронная библиотека : сайт / ООО Электронное издательство ЮРАЙТ. – Москва, [2022]. - URL: <https://urait.ru>. – Режим доступа: для зарегистрир. пользователей. - Текст : электронный.

1.3. База данных «Электронная библиотека технического ВУЗа (ЭБС «Консультант студента») : электронно-библиотечная система : сайт / ООО Политехресурс. – Москва, [2022]. – URL: <https://www.studentlibrary.ru/cgi-bin/mb4x>. – Режим доступа: для зарегистрир. пользователей. – Текст : электронный.

1.4. Консультант врача. Электронная медицинская библиотека : база данных : сайт / ООО Высшая школа организации и управления здравоохранением-Комплексный медицинский консалтинг. – Москва, [2022]. – URL: <https://www.rosmedlib.ru>. – Режим доступа: для зарегистрир. пользователей. – Текст : электронный.

1.5. Большая медицинская библиотека : электронно-библиотечная система : сайт / ООО Букап. – Томск, [2022]. – URL: <https://www.books-up.ru/ru/library/>. – Режим доступа: для зарегистрир. пользователей. – Текст : электронный.

1.6. ЭБС Лань : электронно-библиотечная система : сайт / ООО ЭБС Лань. – Санкт-Петербург, [2022]. – URL: <https://e.lanbook.com>. – Режим доступа: для зарегистрир. пользователей. – Текст : электронный.


1.7. ЭБС Znanium.com : электронно-библиотечная система : сайт / ООО Знаниум. - Москва, [2022]. - URL: <http://znanium.com> . – Режим доступа : для зарегистрир. пользователей. - Текст : электронный.

1.8. Clinical Collection : научно-информационная база данных EBSCO // EBSCOhost : [портал]. – URL: <http://web.b.ebscohost.com/ehost/search/advanced?vid=1&sid=9f57a3e1-1191-414b-8763-e97828f9f7e1%40sessionmgr102> . – Режим доступа : для авториз. пользователей. – Текст : электронный.

1.9. База данных «Русский как иностранный» : электронно-образовательный ресурс для иностранных студентов : сайт / ООО Компания «Ай Пи Ар Медиа». – Саратов, [2022]. – URL: <https://ros-edu.ru>. – Режим доступа: для зарегистрир. пользователей. – Текст : электронный.

2. КонсультантПлюс [Электронный ресурс]: справочная правовая система. /ООО «Консультант Плюс» - Электрон. дан. - Москва : КонсультантПлюс, [2022].

3. Базы данных периодических изданий:

Ministry of science and high education RF Ulyanovsk State University	Form	
F-Educational plan of the discipline		

12. MATERIAL AND TECHNICAL SUPPORT DISCIPLINES:

1. The list of premises required for conducting classroom classes in the discipline.


1. Classrooms with tables, chairs, a couch – 2.
2. An auditorium equipped with simulation equipment – a simulation center.
3. Human skeleton – 1.

2. The list of equipment required for conducting classroom classes in the discipline.

1. Multimedia complex – 1.
2. Personal computer – 2.
- 3 Tables on various sections of the discipline.
4. Videos – 3.

3. Clinical bases

№ п/п	Name of the discipline section	Material and technical support of the discipline
1.	Combined injuries in the adult population	<p><i>The clinical base</i> (the Ulyanovsk Regional Clinical Center for Specialized Types of Medical Care) is equipped with the necessary tools and equipment for outpatient, qualified and specialized traumatology and orthopedic care.</p> <p><i>The clinical base</i> (GUZ "Ulyanovsk Central City Clinical Hospital") is equipped with the necessary tools and equipment for outpatient, qualified and specialized traumatology and orthopedic care.</p>
2.	Combined injuries in children and adolescents	<p><i>The clinical base</i> (GUZ "Children's Regional Clinical Hospital named after Yu.F. Goryachev") is equipped with the necessary tools and equipment for outpatient, qualified and specialized traumatology and orthopedic care.</p>

Ministry of science and high education RF Ulyanovsk State University	Form	
F-Educational plan of the discipline		

13. SPECIAL CONDITIONS FOR STUDENTS WITH DISABILITIES

Training students with disabilities is carried out taking into account the peculiarities of psychophysical development, individual capabilities and health of such students. Education of students with disabilities can be organized in conjunction with other students, and separately. If necessary, students from among persons with disabilities (at the request of the student) may be offered one of the following options for the perception of information, taking into account their individual psychophysical characteristics:

- for persons with visual impairment: in printed form in large print; in the form of an electronic document; in the form of an audio file (translation of educational materials into audio format); in printed form in Braille; individual consultations with the involvement of a tiflosurdoperevodchika; individual tasks and consultations.
- for persons with hearing impairment: in printed form; in the form of an electronic document; video materials with subtitles; individual consultations with the assistance of a sign language interpreter; individual tasks and consultations.
- for persons with musculoskeletal disorders: in printed form; in the form of an electronic document; in the form of an audio file; individual tasks and consultations."


If it is necessary to use partially / exclusively distance learning technologies in the educational process, the organization of the work of teaching staff with students with disabilities and the disabled is provided in the electronic information and educational environment, taking into account their individual psychophysical characteristics

The developer



Candidate of Medical
Science, Associate
Professor




G. A. Shevalaev

Ministry of science and high education RF Ulyanovsk State University	Form	
F-Educational plan of the discipline		

**LIST OF CHANGES of
Educational plan of discipline: "Traumatology, orthopedics"**

№	Content of the change or a link to the attached text of the	Full name of the head of the Department developing the discipline	Signature	Date
1	Introduction of changes to item C) Professional databases, information and reference systems item 11 "Educational, methodological and information support of the discipline" with the design of Appendix 1	Midlenko V.I.		17.05.2023
2	Introduction of changes to item A) Recommended Literature item 11 "Educational, methodological and information support of the discipline" with the design of Appendix 2	Midlenko V.I.		17.05.2023

Ministry of science and high education RF Ulyanovsk State University	Form	
F-Educational plan of the discipline		

Приложение 1.

11. EDUCATIONAL-METHODICAL SUPPORT OF THE DISCIPLINE

a) List of recommended literature

Main literature:

1. Гостищев, В. К. General surgery / The manual. - М. : GEOTAR-Media, 2020. - 220 p. - 220 с. - ISBN 978-5-9704-5439-8. - Текст : электронный // ЭБС "Консультант студента" : [сайт]. - URL : <https://www.studentlibrary.ru/book/ISBN9785970454398.html>

2. Traumatology and Orthopedics : textbook / A. V. Garkavi, A. V. Lychagin, G. M. Kavalerskiy [et al.]. - Москва : ГЭОТАР-Медиа, 2023. - 784 с. - ISBN 978-5-9704-7465-5, DOI: 10.33029/9704-7465-5-TOG-2023-1-784. - Электронная версия доступна на сайте ЭБС "Консультант студента" : [сайт]. URL: <https://www.studentlibrary.ru/book/ISBN9785970474655.html>

Additional literature:

1. Лашковский В. В. Traumatology and orthopedics = Травматология и ортопедия : сборник тестов для студентов факультета иностранных учащихся с английским языком обучения (специальность 1-79 01 01 «Лечебное дело») : Tests for students of faculty for international students with English language of study (speciality 1-79 01 01 «General Medicine») / В. В. Лашковский, А. Г. Мармыш, Г. А. Кошман. - Гродно : ГрГМУ, 2019. - 61 с. - ISBN 9789855950852. - Текст : электронный // ЭБС "Букап" : [сайт]. - URL : <https://www.books-up.ru/ru/book/traumatology-and-orthopedics-12069221/>

Kruchkova, A. V. Care for Surgical Patients / A. V. Kruchkova, Yu. V. Kondusova, I. A. Poletayeva and others; edited by A. V. Kruchkova. - Москва : ГЭОТАР-Медиа, 2020. - 144 с. - ISBN 978-5-9704-5664-4. - Текст : электронный // ЭБС "Консультант студента" : [сайт]. - URL : <https://www.studentlibrary.ru/book/ISBN9785970456644.html>

Educational and methodical

1. Shevalaev G. A. Methodological guidelines for the organization of independent work of residents on the discipline "Traumatology, orthopedics" specialty «31.05.01 General medicine» / G. A. Shevalaev; Ulyanovsk State University. - Ulyanovsk : UISU, 2022. - 16 p. - Неопубликованный ресурс; На англ. яз. - URL: <http://lib.ulsu.ru/MegaPro/Download/MObject/12813>. - Режим доступа: ЭБС УлГУ. - Текст : электронный.


Leading specialist *Специалист* *Стаж* *2023*

The position of the worker scientific library



Full name


signature

data

Ministry of science and high education RF Ulyanovsk State University	Form	
F-Educational plan of the discipline		

**LIST OF CHANGES of
Educational plan of discipline: "Traumatology, orthopedics"**

№	Content of the change or a link to the attached text of the	Full name of the head of the Department developing the discipline	Signature	Date
1	Introduction of changes to item C) Professional databases, information and reference systems item 11 "Educational, methodological and information support of the discipline" with the design of Appendix 1	Midlenko V.I.		16.05.2024
2	Introduction of changes to item A) Recommended Literature item 11 "Educational, methodological and information support of the discipline" with the design of Appendix 2	Midlenko V.I.		16.05.2024

Ministry of science and high education RF Ulyanovsk State University	Form	
F-Educational plan of the discipline		

Приложение 1.

11. EDUCATIONAL-METHODICAL SUPPORT OF THE DISCIPLINE

Травматология, ортопедия

a) List of recommended literature

Main literature:

1. Гостищев, В. К. General surgery / The manual. - М. : GEOTAR-Media, 2020. - 220 p. - 220 с. - ISBN 978-5-9704-5439-8. - Текст : электронный // ЭБС "Консультант студента" : [сайт]. - URL : <https://www.studentlibrary.ru/book/ISBN9785970454398.html>

2. Traumatology and Orthopedics : textbook / A. V. Garkavi, A. V. Lychagin, G. M. Kavalerskiy [et al.]. - Москва : ГЭОТАР-Медиа, 2023. - 784 с. - ISBN 978-5-9704-7465-5, DOI: 10.33029/9704-7465-5-TOG-2023-1-784. - Электронная версия доступна на сайте ЭБС "Консультант студента" : [сайт]. URL: <https://www.studentlibrary.ru/book/ISBN9785970474655.html>

Additional literature:


1. Лашковский В. В. Traumatology and orthopedics = Травматология и ортопедия : сборник тестов для студентов факультета иностранных учащихся с английским языком обучения (специальность 1-79 01 01 «Лечебное дело») : Tests for students of faculty for international students with English language of study (speciality 1-79 01 01 «General Medicine») / В. В. Лашковский, А. Г. Мармыш, Г. А. Кошман. - Гродно : ГрГМУ, 2019. - 61 с. - ISBN 9789855950852. - Текст : электронный // ЭБС "Букап" : [сайт]. - URL : <https://www.books-up.ru/ru/book/traumatology-and-orthopedics-12069221/>
2. Kruchkova, A. V. Care for Surgical Patients / A. V. Kruchkova, Yu. V. Kondusova, I. A. Poletayeva and others; edited by A. V. Kruchkova. - Москва : ГЭОТАР-Медиа, 2020. - 144 с. - ISBN 978-5-9704-5664-4. - Текст : электронный // ЭБС "Консультант студента" : [сайт]. - URL : <https://www.studentlibrary.ru/book/ISBN9785970456644.html>


Educational and methodical

1. Shevalaev G. A.

Methodological guidelines for the organization of independent work of residents on the discipline "Traumatology, orthopedics" specialty «31.05.01 General medicine» / G. A. Shevalaev; Ulyanovsk State University. - Ulyanovsk : UISU, 2022. - 16 p. - Неопубликованный ресурс; На англ. яз. - URL: <http://lib.ulsu.ru/MegaPro/Download/MObject/12813> . - Режим доступа: ЭБС УлГУ. - Текст : электронный.

AGREED:

Leading specialist Стадольникова /  / 2024
The position of the worker scientific library Full name signature date

Ministry of science and high education RF Ulyanovsk State University	Form	
F-Educational plan of the discipline		

Приложение 2.

с) профессиональные базы данных, информационно-справочные системы

1. Электронно-библиотечные системы:

1.1. Цифровой образовательный ресурс IPRsmart : электронно-библиотечная система : сайт / ООО Компания «Ай Пи Ар Медиа». - Саратов, [2024]. – URL: <http://www.iprbookshop.ru>. – Режим доступа: для зарегистрир. пользователей. - Текст : электронный.

1.2. Образовательная платформа ЮРАЙТ : образовательный ресурс, электронная библиотека : сайт / ООО Электронное издательство «ЮРАЙТ». – Москва, [2024]. - URL: <https://urait.ru>. – Режим доступа: для зарегистрир. пользователей. - Текст : электронный.

1.3. База данных «Электронная библиотека технического ВУЗа (ЭБС «Консультант студента») : электронно-библиотечная система : сайт / ООО «Политехресурс». – Москва, [2024]. – URL: <https://www.studentlibrary.ru/cgi-bin/mb4x>. – Режим доступа: для зарегистрир. пользователей. – Текст : электронный.

1.4. Консультант врача. Электронная медицинская библиотека : база данных : сайт / ООО «Высшая школа организации и управления здравоохранением-Комплексный медицинский консалтинг». – Москва, [2024]. – URL: <https://www.rosmedlib.ru>. – Режим доступа: для зарегистрир. пользователей. – Текст : электронный.

1.5. Большая медицинская библиотека : электронно-библиотечная система : сайт / ООО «Букап». – Томск, [2024]. – URL: <https://www.books-up.ru/ru/library/> . – Режим доступа: для зарегистрир. пользователей. – Текст : электронный.

1.6. ЭБС Лань : электронно-библиотечная система : сайт / ООО ЭБС «Лань». – Санкт-Петербург, [2024]. – URL: <https://e.lanbook.com>. – Режим доступа: для зарегистрир. пользователей. – Текст : электронный.

1.7. ЭБС Znanium.com : электронно-библиотечная система : сайт / ООО «Знаниум». - Москва, [2024]. - URL: <http://znanium.com> . – Режим доступа : для зарегистрир. пользователей. - Текст : электронный.

2. КонсультантПлюс [Электронный ресурс]: справочная правовая система. / ООО «Консультант Плюс» - Электрон. дан. - Москва : КонсультантПлюс, [2024].

3. eLIBRARY.RU: научная электронная библиотека : сайт / ООО «Научная Электронная Библиотека». – Москва, [2024]. – URL: <http://elibrary.ru>. – Режим доступа : для авториз. пользователей. – Текст : электронный

4. Федеральная государственная информационная система «Национальная электронная библиотека» : электронная библиотека : сайт / ФГБУ РГБ. – Москва, [2024]. – URL: <https://нэб.рф>. – Режим доступа : для пользователей научной библиотеки. – Текст : электронный.

5. Российское образование : федеральный портал / учредитель ФГАУ «ФИЦТО». – URL: <http://www.edu.ru>. – Текст : электронный.

6. Электронная библиотечная система УлГУ : модуль «Электронная библиотека» АБИС Мега-ПРО / ООО «Дата Экспресс». – URL: <http://lib.ulsu.ru/MegaPro/Web>. – Режим доступа : для пользователей научной библиотеки. – Текст : электронный.

Согласовано:

Инженер ведущий / Щуренко Ю.В. / 16.04.2024 г.
 Должность сотрудника УИТиТ ФИО подпись дата